

BLASTMAN ROBOTICS LTD

THE RELIABLE BLAST CLEANING SOLUTION



Blastman Robotics Ltd | Built for Blasting

Blastman Robotics Ltd has over 30 years' experience in delivering tailored applications for road and rail transport, foundries, wind power and energy, diverse steel structures, aerospace and much more.

It delivers innovative solutions applying the very latest advanced technologies to overcome surface pre-treatment challenges.

FEATURES

- Precise, powerful and tireless
- Design to perform in extreme conditions
- Easy to operate and safe
- Optimal surface quality

BLASTMAN ROBOTICS LTD

WORLD LEADER IN THE SUPPLY OF RELIABLE AND ADVANCED ROBOTIC ABRASIVE BLAST-CLEANING SYSTEMS


Blastman Robotics Ltd has over 30 years' experience in delivering tailored applications for road and rail transport, foundries, wind power and energy, diverse steel structures, aerospace and much more.

OUR GOAL IS TO PROVIDE OUR CUSTOMERS WITH EXCEPTIONAL ADDED VALUE

...through innovative and tailored solutions, which combine greater efficiency, reliability and flexibility, unsurpassed quality and greatly improved safety. These pioneering solutions are based on the strongest possible commitment to ongoing learning, exploration and development, enabling us to adapt to and meet new challenges.

Maintaining your chosen system throughout the entire life of the facility and supporting your company's changing needs, Blastman Robotics Ltd takes pride in being your dedicated, supportive and reliable partner.

From rail rolling stock to aerospace, Blastman's advanced robotic solutions are by far the most economical and reliable business choice.



EASY TO USE AND TEACH

Blastman robots are extremely easy to use. They can be controlled manually, using two joysticks, where as other functions are available through a user-friendly touch screen.

Teaching of the robot is carried out by controlling the robot manually and recording the run. There are also other teaching methods, such as point-to-point and offline, available as optional features.

THE UNIQUE BLASTMAN ROBOT

BUILT FOR BLASTING

The unique Blastman Robot delivers innovative solutions, applying the very latest advanced technologies to overcome surface pre-treatment challenges.

Increasingly the number one choice for blast-cleaning installations in the entire world is the Blastman Robot, which can be incorporated in the supply of entire abrasive blast-cleaning and surface treatment lines.



BLASTMAN AN INNOVATIVE OPTION FOR TRADITIONAL BLAST CLEANING

When (you're) considering a new blast cleaning facility or upgrading your existing facility. Please pay attention to the following arguments on why Blastman Robotics would be the best solution for you.



EFFICIENCY

PRECISE, POWERFUL AND TIRELESS

Blastman robots are tireless workers. They are many times more efficient than any traditional manual blasting system. The high level of efficiency is achieved through high pressure, the precise controllability of the large-diameter blasting nozzles, and the non-stop operation. Our customers receive significant increases in efficiency due to reduced fatigue on manual blasters, higher pressures and larger nozzle sizes. Furthermore, new operators work just as efficiently as older ones due to the robot's automation.

RELIABILITY

DESIGNED TO PERFORM IN EXTREME CONDITIONS

A total of 30 years of experience in engineering, manufacturing and delivering robotics solutions for blasting. Dozens of Blastman Solutions have provided very good reliability and performance for customers around the world for decades. The longest running installations have been in operation for over 25 years, blasting for thousands of hours. The robot system requires only minimal maintenance routines that can be performed by the operators or on-site maintenance teams. Because of their robust design and suitability to the harsh environment of a blast booth, Blastman robots are even operating in the factories of the world's leading robotics manufactures.



OPERABILITY


EASY TO OPERATE

A part-time operator can easily run a multi-robot solution. After a brief introductory training, anyone can operate the system. The robot system operates logically and doesn't require know how from the robotics industry. The manual operation is similar to many heavy-duty machinery and can be picked up by anyone very quickly. Many of our customers have designated their old manual blasters to operate the robot. Operating the robot is also much less tiring for the workers. This allows them to work for longer periods and reduces the risk of sick leaves.

SAFETY

PROTECT YOUR PEOPLE

Manual blasting is extremely physically tiring, unhealthy and dangerous. Blastman's robotic solution eliminates all safety concerns and brings safety at work into this millennium. The only protective equipment that an operator requires are earplugs to prevent noise. This is a huge improvement compared to all the safety equipment required in manual blasting. These safety improvements significantly reduce the risk of workplace injuries and sick leaves for manual blasters.



QUALITY

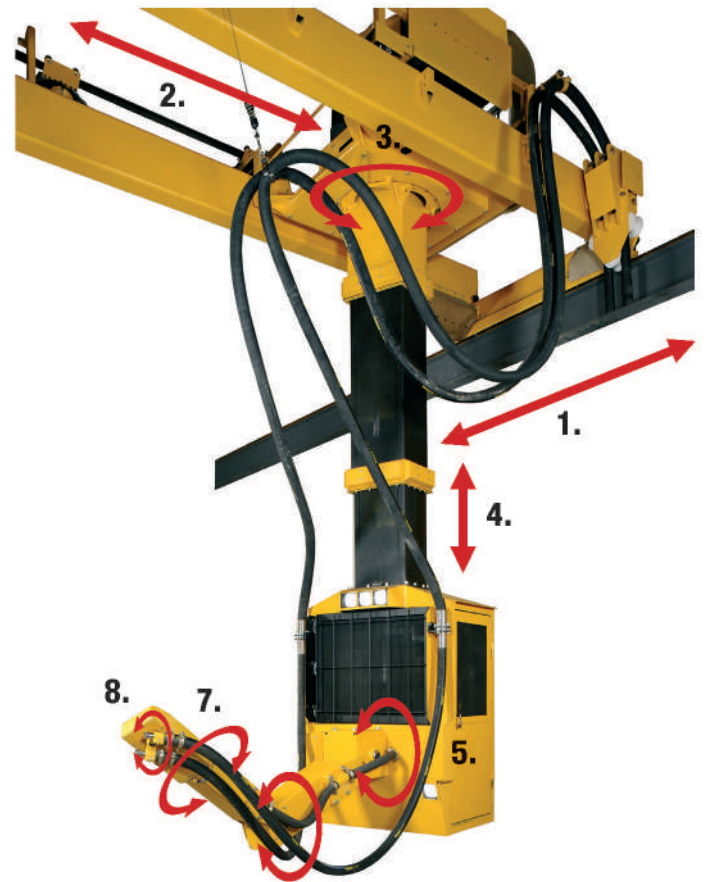
OPTIMAL SURFACE QUALITY

The Blastman robotic solution eliminates the risk of human error. No matter what day or time, the solution provides constant high quality. The desired cleanliness and roughness are achieved by means of a controlled blasting angle and pressure, together with the right choice of abrasive material. During installation Blastman Robotics ensures that all process parameters are set to provide our customer with optimal roughness and preparation grade. Additionally, Blastman Robotics offers customer support in any quality issues regarding blast cleaning.

BLASTMAN B20CX

ROBOT CONFIGURATION

		Range /m/°	Max. Speed	Type
Axis 1	Robot bridge longitudinal	5 - 100 m	0,3 m/s	Lin.
Axis 2	Arm/cabin carriage across	3 - 35 m	0,25 m/s	Lin.
Axis 3	Rotation of the telescope	360°	18,7°/s	Rot.
Axis 4	Arm/Cabin vertical (Telesc.)	2 - 6 m	0,26 m/s	Lin.
Axis 5	Shoulder	175°	21,5°/s	Rot.
Axis 6	Elbow	225°	19,9°/s	Rot.
Axis 7	Arm head	360°	180°/s	Rot.
Axis 8	Nozzle	270°	215°/s	Rot.



OPERATION MODES

Manual
Automatic
Parameter based automatic

TEACHING METHODS

Teach In (option)
PTP (option)
Offline (option)
Parameter based (option)

OPERATIONAL PARAM.

Nozzle diam.	6 - 19 mm
Nozzle diam.	1/4" - 3/4"
No. Of Nozzles	1 or 2
Air Pressure	4 - 11 bar
Air Pressure	50 - 150 PSI
Cleaning rate200 m ² /h
Cleaning rate2150 ft ² /h

TECHNICAL

Voltage	380-500V 50/60Hz
Contr. voltage	1/4" - 3/4"
Sealing *	IP65
Assembly	Roof Mounted
Weight **	5100 kg

*Appl. to electrics in the blast room
** Depends on width

OPTIONS

CONTROL

- Manipulator without robot features
- License for software updates
- PTP Teaching by teach pendant
- Offline teaching
- VPN connection for remote diagnosis and SW updates
- Mobile monitoring
- Control of blast room machineries

CONVENIENCE

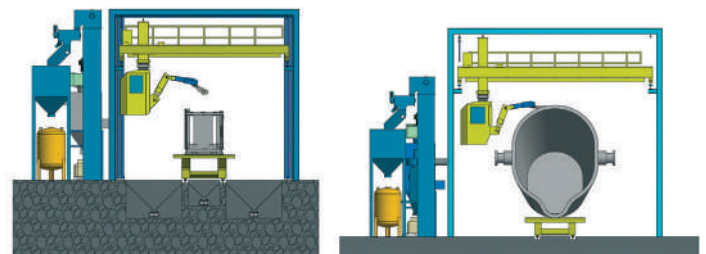
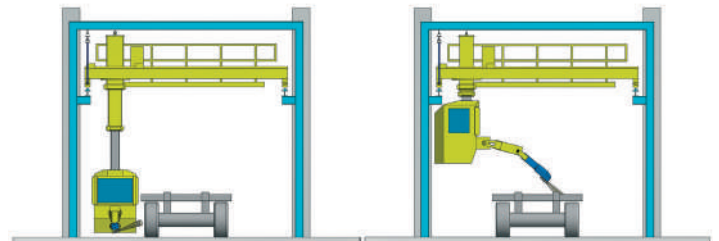
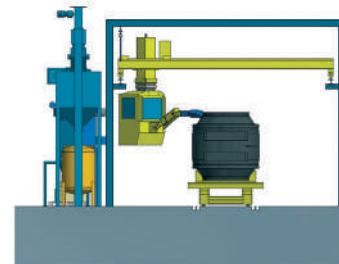
- AC in Control cabin
- Radio in Control cabin

BLAST EQUIPMENT

- Complete operational blast room
- Blast pot for robot
- Blast hose
- Blast hose connectors
- Blast nozzles

OTHER

- Rails for the robot
- Transfer car for the work piece
- Warranty extension
- Installation services



NOTE: We reserve right to make technical changes or modify the content of this document without prior notice. With regard to purchase orders, the agreed particulars shall prevail. Blastman does not accept any responsibility whatsoever for potential error or possible lack of information in this document.



B20CX

BUILT FOR BLASTING

The Blastman B20CX is designed for the most demanding blasting environments. The Blastman B20CX is an ideal solution to replace traditional manual blasting. The robot is controlled by an operator sitting in the control cabin. The Blastman B20CX can also be used in automatic mode as a full featured robot. The Blastman B20CX robot is the perfect choice for diverse products from individual items to mass production.

The Blastman B20CX robot applications include: railway rolling stock, all kinds of steel structures and castings.



BLASTMAN B20S

ROBOT CONFIGURATION

		Range /m/°	Max. Speed	Type
Axis 1	Robot bridge longitudinal	5 - 100 m	0,3 m/s	Lin.
Axis 2	Arm carriage across	3 - 35 m	0,25 m/s	Lin.
Axis 3	Rotation of the telescope	360°	18,7°/s	Rot.
Axis 4	Arm/Cabin vertical (Telesc.)	2 - 6 m	0,26 m/s	Lin.
Axis 5	Shoulder	175°	21,5°/s	Rot.
Axis 6	Elbow	225°	19,9°/s	Rot.
Axis 7	Arm head	360°	180°/s	Rot.
Axis 8	Nozzle	270°	215°/s	Rot.

OPERATION MODES

Manual (External contr. cabin)
Automatic
Parameter based automatic

TEACHING METHODS

Teach In (option)
PTP
Offline (option)
Parameter based (option)

OPERATIONAL PARAM.

Nozzle diam.	6 - 19 mm
Nozzle diam.	1/4" - 3/4"
No. Of Nozzles	1 or 2
Air Pressure	4 - 11 bar
Air Pressure	50 - 150 PSI
Cleaning rate200 m ² /h
Cleaning rate2150 ft ² /h

TECHNICAL

Voltage	380-500V 50/60Hz
Contr. voltage	24 VDC
Sealing *	IP65
Assembly	Roof Mounted
Weight **	5100 kg

*Appl. to electrics in the blast room

** Depends on width

OPTIONS

CONTROL

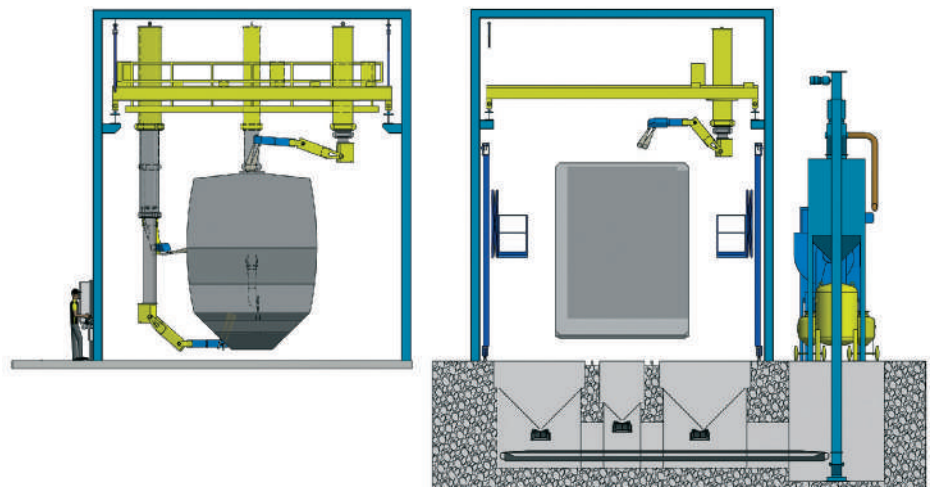

- License for software updates
- Offline teaching
- VPN connection for remote diagnosis and SW updates
- Mobile monitoring
- Control of blast room machineries

BLAST EQUIPMENT

- Complete operational blast room
- Blast pot for robot
- Blast hose
- Blast hose connectors
- Blast nozzles

OTHER

- Rails for the robot
- Transfer car for the work piece
- Warranty extension
- Installation services



NOTE: We reserve right to make technical changes or modify the content of this document without prior notice. With regard to purchase orders, the agreed particulars shall prevail. Blastman does not accept any responsibility whatsoever for potential error or possible lack of information in this document.



B20S

BUILT FOR BLASTING

The Blastman B20S is a gantry-type robot with telescopic and joint booms to direct the blasting nozzles. The Blastman B20S robot typically consists of eight (8) robot axis. Due to the overhead crane type design, and movable telescopic arm, the robot has excellent reachability and can blast even the most complex workpieces whilst moving within the entire area of the blast room.

The Blastman B20S robot is always customized to fit into the dimensions of the blast room and

to meet the requirements of the work piece to be blasted. With its telescopic arm the robot can even reach inside rail cars through windows or other holes to blast clean interior surfaces. Blastman B20S robot applications include: railway rolling stock, all kinds of steel structures and castings.

Blastman B20S robot applications include: railway rolling stock, all kinds of steel structures and castings.

BLASTMAN B20C-S

ROBOT CONFIGURATION

		Range /m/°	Max. Speed	Type
Axis 1	Robot bridge longitudinal	5 - 100 m	0,3 m/s	Lin.
Axis 2	Arm carriage across	3 - 35 m	0,25 m/s	Lin.
Axis 3	Rotation of the telescope	360°	18,7°/s	Rot.
Axis 4	Arm vertical (Telesc.)	2 - 6 m	0,26 m/s	Lin.
Axis 5	Shoulder	175°	21,5°/s	Rot.
Axis 6	Elbow	225°	19,9°/s	Rot.
Axis 7	Arm head	360°	180°/s	Rot.
Axis 8	Nozzle	270°	215°/s	Rot.
Axis 9	Cabin bridge	5 - 100 m	0,3 m/s	Lin.
Axis 10	Cabin carriage	3 - 35 m	0,25 m/s	Lin.
Axis 11	Cabin telescope Rotation	360°	20°/s	Rot.
Axis 12	Cabin telescope	2 - 6 m	0,26 m/s	Lin.

OPERATION MODES

Manual
Automatic
Parameter based automatic

TEACHING METHODS

Teach In
PTP (option)
Offline (option)
Parameter based (option)

OPERATIONAL PARAM.

Nozzle diam.	6 - 19 mm
Nozzle diam.	1/4" - 3/4"
No. Of Nozzles	1 or 2
Air Pressure	4 - 11 bar
Air Pressure	50 - 150 PSI
Cleaning rate200 m ² /h
Cleaning rate2150 ft ² /h

TECHNICAL

Voltage	380-500V 50/60Hz
Contr. voltage	24 VDC
Sealing *	IP65
Assembly	Roof Mounted
Weight **	5100 kg

*Appl. to electrics in the blast room
** Depends on width

OPTIONS

CONTROL

- License for software updates
- Offline teaching
- VPN connection for remote diagnosis and SW updates
- Mobile monitoring
- Control of blast room machineries

CONVENIENCE

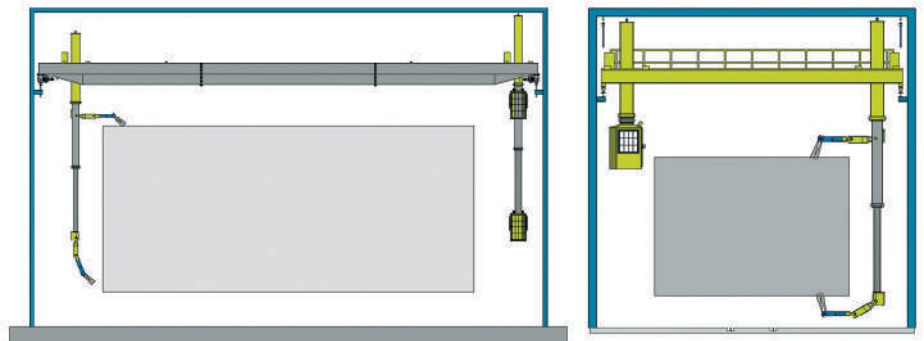

- AC in Control cabin
- Radio in Control cabin

BLAST EQUIPMENT

- Complete operational blast room
- Blast pot for robot
- Blast hose
- Blast hose connectors
- Blast nozzles

OTHER

- Rails for the robot
- Transfer car for the work piece
- Warranty extension
- Installation services



NOTE: We reserve right to make technical changes or modify the content of this document without prior notice. With regard to purchase orders, the agreed particulars shall prevail. Blastman does not accept any responsibility whatsoever for potential error or possible lack of information in this document.



B20C-S

BUILT FOR BLASTING

The Blastman B20C-S is a bridge type 8-axis blast cleaning robot designed to blast large work pieces. The B20C-S has two separate bridges: one to carry the robot arm and one to carry the movable operator cabin. An operator can steer the robot with joysticks from the operator cabin which moves on 4-axis. When the B20C-S is used as a robot the operator cabin bridge can be driven into the other end of the blast room.

The functionality of the B20C-S robot is similar to B20S model: it is customized to fit into the dimensions of the blast room and to meet the requirements of the work piece to be blasted. With its telescopic arm the robot can even reach inside rail cars through windows or other holes to blast clean the interior surfaces. The Blastman B20C-S robot applications include: railway rolling stock, transformers, diverse steel structures and castings.

BLASTMAN B20ML (MAN LIFT)

MANLIFT CONFIGURATION

		Range /m/°	Max. Speed	Type
Axis 1	Bridge longitudinal	3 - 100 m	0,3 m/s	Lin.
Axis 2	Platform carriage	3 - 35 m	0,25 m/s	Lin.
Axis 3	Platf. telescope Rotation	360°	20°/s	Rot.
Axis 4	Platform telescope	2 - 6 m	0,26 m/s	Lin.

OPERATION MODES

Manual by push buttons
External outside the blast room

OPERATIONAL PARAM.

Max load	150 kg
Safety certificate	

TECHNICAL

Voltage	380-500V 50/60Hz
Contr. voltage	24 VDC
Sealing *	IP65
Assembly	Roof Mounted
Weight **	4500 kg

*Appl. to electrics in the blast room

** Depends on height

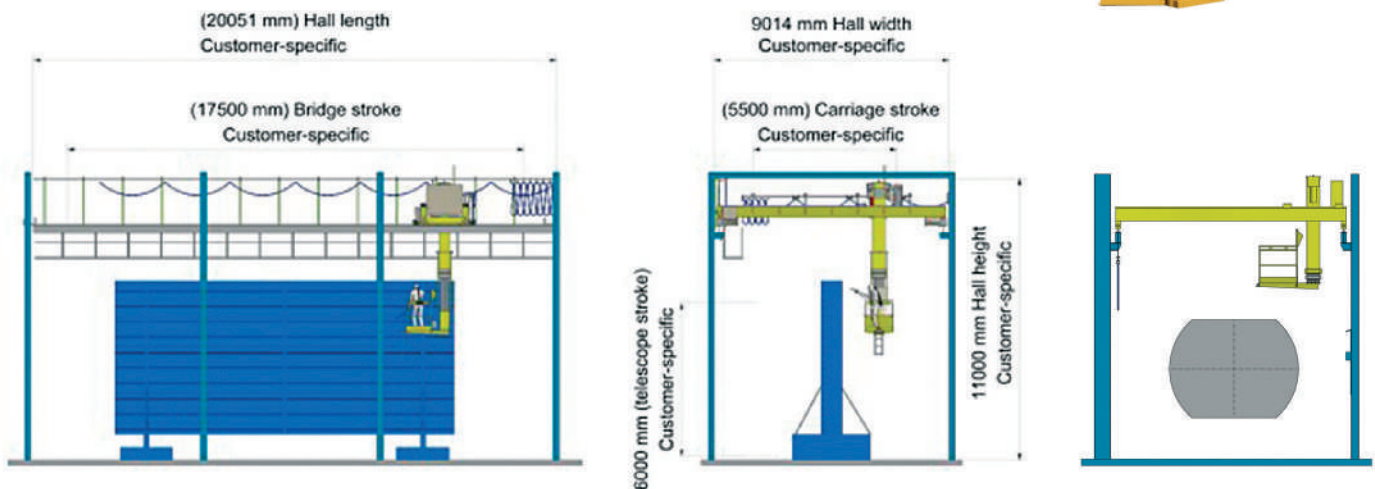
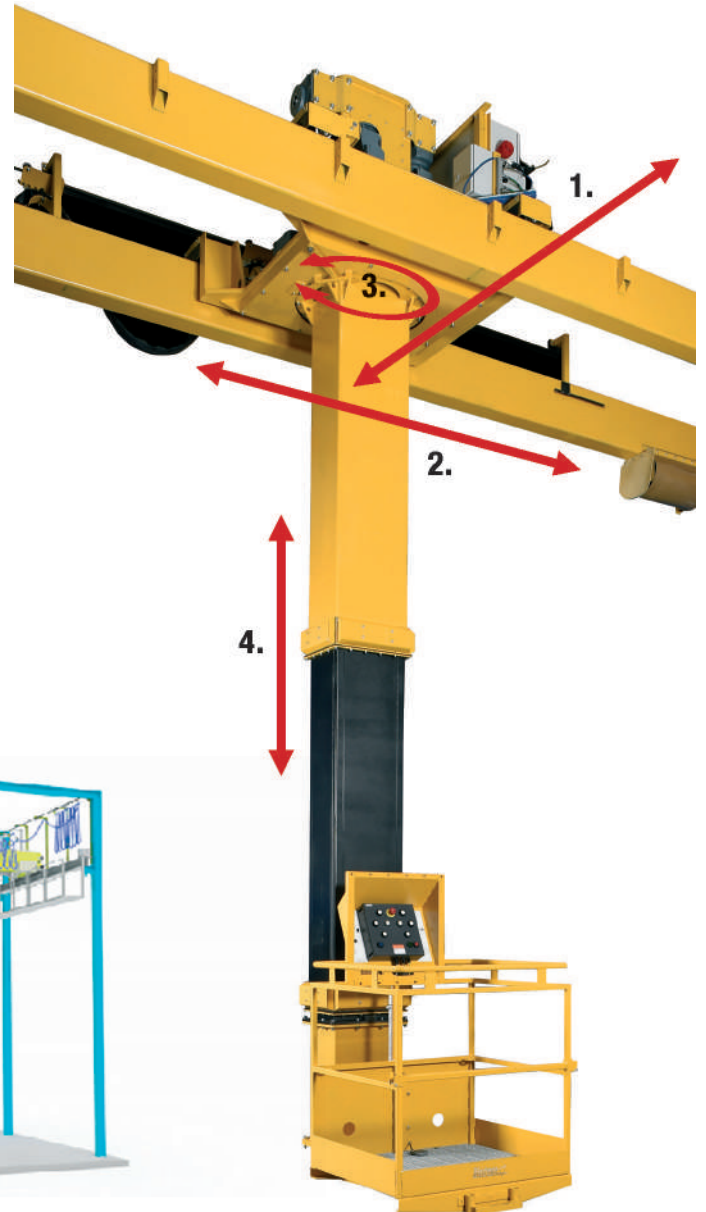
OPTIONS

BLAST EQUIPMENT

- Complete operational blast room
- Blast pot for robot
- Blast hoses
- Blast hose connectors
- Blast nozzles

OTHER

- Rails for the manlift
- Warranty extension
- Installation services



NOTE: We reserve right to make technical changes or modify the content of this document without prior notice. With regard to purchase orders, the agreed particulars shall prevail. Blastman does not accept any responsibility whatsoever for potential error or possible lack of information in this document.

B20ML

BUILT FOR BLASTING

The Blastman B20ML is a gantry-type man lift with telescopic boom to move the operator platform around the workpiece. The Blastman B20ML has been engineered for both blast and paint rooms.

The Blastman B20ML operates as an overhead crane and provides the best possible access around large work pieces without any scaffolding, movable boom lifts, or ladders. The Blastman B20ML can be installed in paint booths replacing the traditional scaffoldings and boom lifts.



BLASTMAN B16CX

ROBOT CONFIGURATION

		Range /m/°	Max. Speed	Type
Axis 1	Main frame horiz.	3 - 50 m	0,3 m/s	Lin.
Axis 2	Arm and cabin Vert.	2 - 10m	0,3 m/s	Lin.
Axis 3	Arm rotation	180°	25,2°/s	Rot.
Axis 4	Shoulder	175°	21,5°/s	Rot.
Axis 5	Elbow	225°	19,9°/s	Rot.
Axis 6	Arm head	360°	180°/s	Rot.
Axis 7	Nozzle	270°	215 °/s	Rot.

OPERATION MODES

Manual
Automatic
Parameter based automatic

TEACHING METHODS

Teach In (option)
PTP (option)
Offline (option)
Parameter based (option)

OPERATIONAL PARAM.

Nozzle diam.	6 - 19 mm
Nozzle diam.	1/4" - 3/4"
No. Of Nozzles	1 or 2
Air Pressure	4 - 11 bar
Air Pressure	50 - 150 PSI
Cleaning rate200 m ² /h
Cleaning rate2150 ft ² /h

TECHNICAL

Voltage	380-500V 50/60Hz
Contr. voltage	24 VDC
Sealing *	IP65
Assembly	Wall Mounted
Weight **	5100 kg

*Appl. to electrics in the blast room

** Depends on height

OPTIONS

CONTROL

- Manipulator without robot features
- License for software updates
- PTP Teaching by teach pendant
- Offline teaching
- VPN connection for remote diagnosis and SW updates
- Mobile monitoring
- Control of blast room machineries

CONVENIENCE

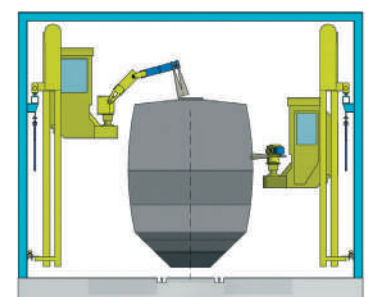
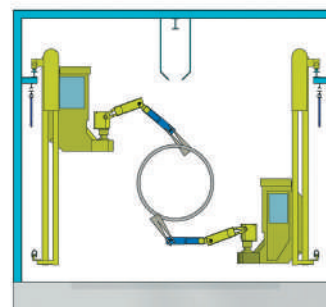
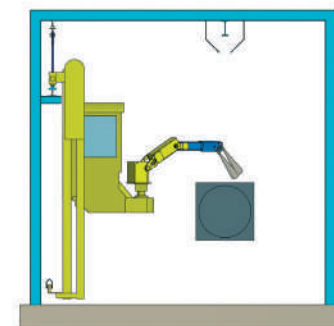

- AC in Control cabin
- Radio in Control cabin

BLAST EQUIPMENT

- Complete operational blast room
- Blast pot for robot
- Blast hose
- Blast hose connectors
- Blast nozzles

OTHER

- Rails for the robot
- Transfer car for the work piece
- Warranty extension
- Installation services



NOTE: We reserve right to make technical changes or modify the content of this document without prior notice. With regard to purchase orders, the agreed particulars shall prevail. Blastman does not accept any responsibility whatsoever for potential error or possible lack of information in this document.

B16CX

BUILT FOR BLASTING

The Blastman B16CX is an ideal solution to replace traditional manual blasting. The robot is controlled by an operator sitting in the control cabin. The Blastman B16CX can also be used in automatic mode as a full featured robot. The Blastman B16CX robot is the perfect choice to blast diverse products from individual items to mass production.



BLASTMAN B16S

ROBOT CONFIGURATION

		Range /m/°	Max. Speed	Type
Axis 1	Main frame horiz.	3 - 50 m	0,3 m/s	Lin.
Axis 2	Robot Arm Vert.	2 - 10m	0,3 m/s	Lin.
Axis 3	Arm rotation	180°	25,2°/s	Rot.
Axis 4	Shoulder	175°	21,5°/s	Rot.
Axis 5	Elbow	225°	19,9°/s	Rot.
Axis 6	Arm head	360°	180°/s	Rot.
Axis 7	Nozzle	270°	215 °/s	Rot.

OPERATION MODES


Manual (External contr. cabin)
Automatic
Parameter based automatic

TEACHING METHODS

Teach In (option with ext. cabin)
PTP
Offline (option)
Parameter based (option)

OPERATIONAL PARAM.

Nozzle diam.	6 - 19 mm
Nozzle diam.	1/4" - 3/4"
No. Of Nozzles	1 or 2
Air Pressure	4 - 11 bar
Air Pressure	50 - 150 PSI
Cleaning rate200 m ² /h
Cleaning rate2150 ft ² /h



TECHNICAL

Voltage	380-500V 50/60Hz
Contr. voltage	24 VDC
Sealing *	IP65
Assembly	Wall Mounted
Weight **	4500 kg

*Appl. to electrics in the blast room
** Depends on height

OPTIONS

CONTROL

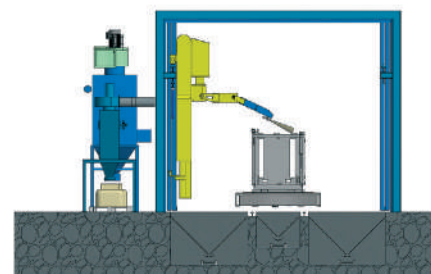
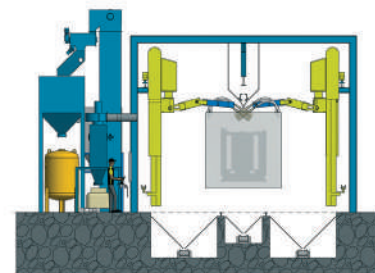
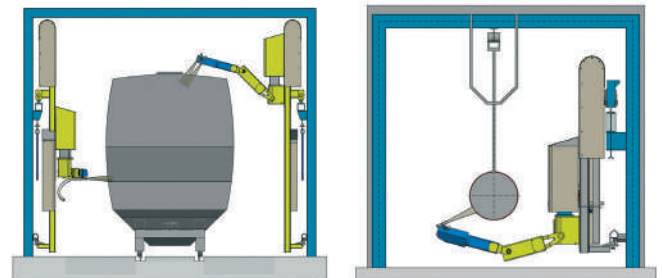
- Manipulator without robot features
- License for software updates
- Offline teaching
- VPN connection for remote diagnosis and SW updates
- Mobile monitoring
- Control of blast room machineries

BLAST EQUIPMENT

- Complete operational blast room
- Blast pot for robot
- Blast hoses
- Blast hose connectors
- Blast nozzles

OTHER

- Rails for the robot
- Transfer car for the work piece
- Warranty extension
- Installation services



NOTE: We reserve right to make technical changes or modify the content of this document without prior notice. With regard to purchase orders, the agreed particulars shall prevail. Blastman does not accept any responsibility whatsoever for potential error or possible lack of information in this document.

B16S

BUILT FOR BLASTING

The Blastman B16S is a “wall mount-type” blasting robot. The B16S robot operates on the wall of the blast room. The main frame of the robot moves the robot arm in the longitudinal direction of the blast room on rails which are fixed on the walls of the blasting chamber. The hoist carriage moves the horizontal robot arm vertically on the main frame. The robot arm connected to the carriage is to direct and move the blasting nozzle. The Blastman B16S robot typically consists of seven (7) robot axis.

A pair of Blastman B16S robots combined with overhead (monorail) conveyor provide an efficient and flexible blasting solution for even the most complicated work pieces.



BLASTMAN B16ML (MAN LIFT)

MANLIFT CONFIGURATION

		Range /m/°	Max. Speed	Type
Axis 1	Main frame horiz.	3 - 50 m	0,3 m/s	Lin.
Axis 2	Platform vertical	2 - 10m	0,2 m/s	Lin.
Axis 3	Platform rotation	180°	20°/s	Rot.

OPERATION MODES

Manual by push buttons
External outside the blast rom

OPERATIONAL PARAM.

Max load	150 kg
Safety certificate	

TECHNICAL

Voltage	380-500V 50/60Hz
Contr. voltage	24 VDC
Sealing *	IP65
Assembly	Wall Mounted
Weight **	1600 kg

*Appl. to electrics in the blast room

** Depends on height

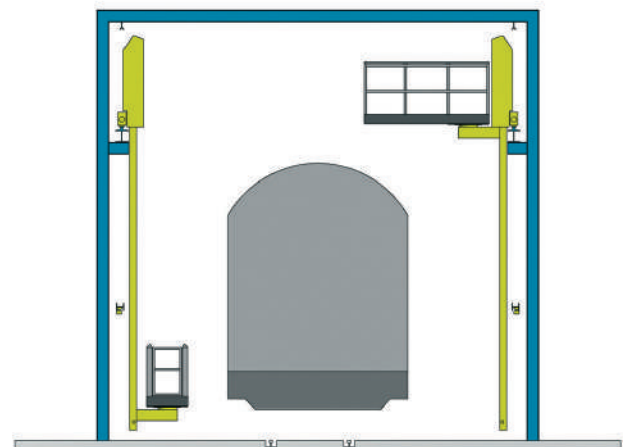
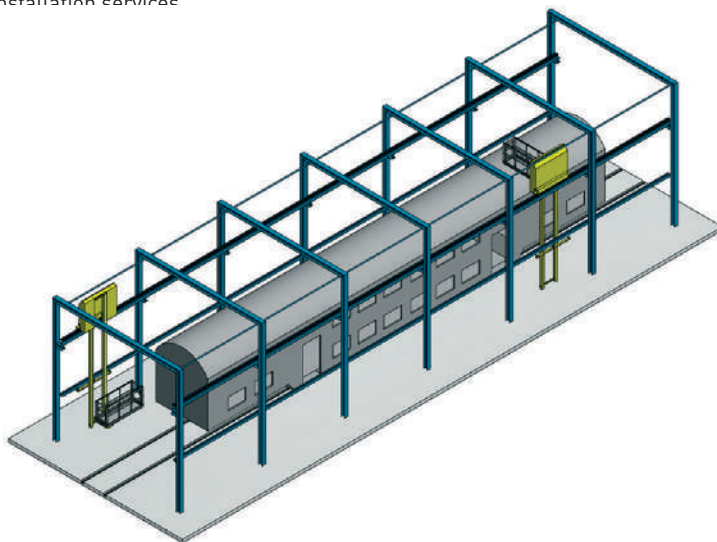

OPTIONS

BLAST EQUIPMENT

- Complete operational blast room
- Blast pot for robot
- Blast hoses
- Blast hose connectors
- Blast nozzles

OTHER

- Rails for the manlift
- Warranty extension
- Installation services



NOTE: We reserve right to make technical changes or modify the content of this document without prior notice. With regard to purchase orders, the agreed particulars shall prevail. Blastman does not accept any responsibility whatsoever for potential error or possible lack of information in this document.

B16S

BUILT FOR BLASTING

The Blastman B16S is a “wall mount-type” blasting robot. The B16S robot operates on the wall of the blast room. The main frame of the robot moves the robot arm in the longitudinal direction of the blast room on rails which are fixed on the walls of the blasting chamber. The hoist carriage moves the horizontal robot arm vertically on the main frame. The robot arm connected to the carriage is to direct and move the blasting nozzle. The Blastman B16S robot typically consists of seven (7) robot axis.

A pair of Blastman B16S robots combined with overhead (monorail) conveyor provide an efficient and flexible blasting solution for even the most complicated work pieces.



BLASTMAN B12S

ROBOT CONFIGURATION

		Range /m/°	Max. Speed	Type
Axis 1	Main frame horiz.	3 - 50 m	0,3 m/s	Lin.
Axis 2	Shoulder	145°	20°/s	Rot.
Axis 3	Arm head	360°	180°/s	Rot.
Axis 4	Nozzle	270°	215°/s	Rot.
Axis 5	Rotating stand			Ext.

OPERATION MODES

Manual (External contr. cabin)

Automatic

Parameter based automatic

TEACHING METHODS

Teach In (option with ext. cabin)


PTP

Offline (option)

Parameter based (option)

OPERATIONAL PARAM.

Nozzle diam.	6 - 19 mm
Nozzle diam.	1/4" - 3/4"
No. Of Nozzles	1 or 2
Air Pressure	4 - 11 bar
Air Pressure	50 - 150 PSI
Cleaning rate200 m ² /h
Cleaning rate2150 ft ² /h



TECHNICAL

Voltage	380-500V 50/60Hz
Contr. voltage	24 VDC
Sealing *	IP65
Assembly	Wall Mounted
Weight **	1500 kg

*Appl. to electrics in the blast room

** Depends on height

OPTIONS

CONTROL

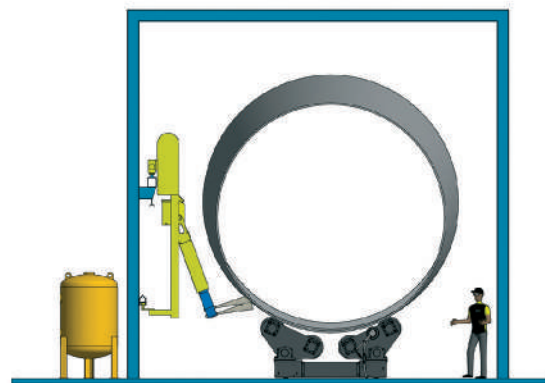
- License for software updates
- Offline teaching
- VPN connection for remote diagnosis and SW updates
- Mobile monitoring
- Control of the rotating units
- Control of blast room machineries

BLAST EQUIPMENT

- Complete operational blast room
- Blast pot for robot
- Blast hoses
- Blast hose connectors
- Blast nozzles

OTHER

- Rails for the robot
- Warranty extension
- Installation services



NOTE: We reserve right to make technical changes or modify the content of this document without prior notice. With regard to purchase orders, the agreed particulars shall prevail. Blastman does not accept any responsibility whatsoever for potential error or possible lack of information in this document.



B12S

BUILT FOR BLASTING

The Blastman B12S is a “wall mount-type” blasting robot developed for blasting tubular work pieces such as sections of wind turbine towers. The B12S robot operates on the wall of the blast room. The main frame of the robot moves the robot arm in the longitudinal direction of the blast room on rails which are fixed on the walls of the blast room. The purpose of the robot arm connected to the

carriage is to direct and move the blasting nozzle. The Blastman B12S robot typically consists of four (4) internal robot axis and one external axis which control the rotating stand of the work piece.

The Blastman B12S robot applications include: railway rolling stock, all kinds of steel structures and castings.

BLASTMAN B20LW

ROBOT CONFIGURATION

		Range /m/°	Max. Speed	Type
Axis 1	Robot bridge longitudinal	5 - 100 m	0,3 m/s	Lin.
Axis 2	Arm carriage across	3 - 35 m	0,25 m/s	Lin.
Axis 3	Rotation of the telescope	360°	18,7 °/s	Rot.
Axis 4	Arm vertical (Telesc.)	2 - 6 m	0,26 m/s	Lin.
Axis 5	Arm head	360°	180°/s	Rot.
Axis 6	Nozzle	270°	215 °/s	Rot.

OPERATION MODES

Manual (External contr. cabin)
Automatic
Parameter based automatic

TEACHING METHODS

Teach In (option)
PTP
Offline (option)
Parameter based (option)

OPERATIONAL PARAM.

Nozzle diam.	6 - 19 mm
Nozzle diam.	1/4" - 3/4"
No. Of Nozzles	1 or 2
Air Pressure	4 - 11 bar
Air Pressure	50 - 150 PSI
Cleaning rate200 m ² /h
Cleaning rate2150 ft ² /h

TECHNICAL

Voltage	380-500V 50/60Hz
Contr. voltage	24 VDC
Sealing *	IP65
Assembly	Wall Mounted
Weight **	5100 kg

*Appl. to electrics in the blast room
** Depends on width

OPTIONS

CONTROL

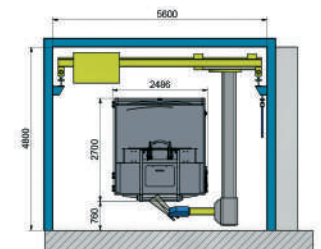
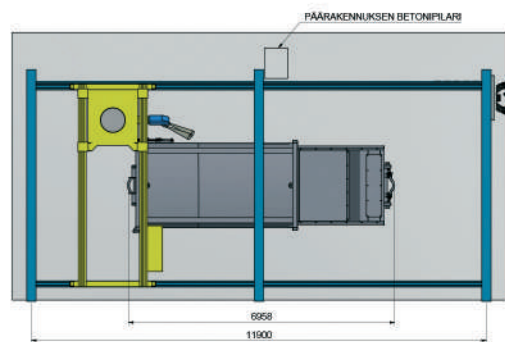
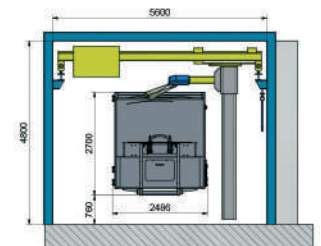
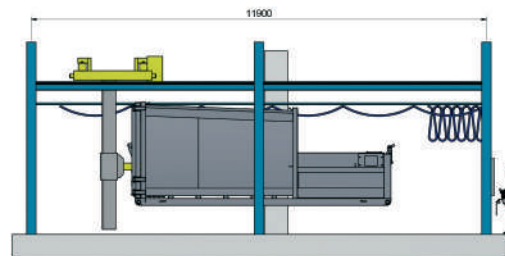
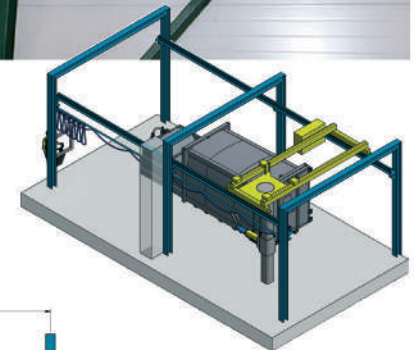

- License for software updates
- Offline teaching
- VPN connection for remote diagnosis and SW updates
- Mobile monitoring
- Control of blast room machineries

BLAST EQUIPMENT

- Complete operational blast room
- Blast pot for robot
- Blast hose
- Blast hose connectors
- Blast nozzles

OTHER

- Rails for the robot
- Transfer car for the work piece
- Warranty extension
- Installation services



NOTE: We reserve right to make technical changes or modify the content of this document without prior notice. With regard to purchase orders, the agreed particulars shall prevail. Blastman does not accept any responsibility whatsoever for potential error or possible lack of information in this document.



B20LW

BUILT FOR BLASTING

The Blastman B20LW is a gantry-type robot with six (6) axes. The robot's overhead crane type design allows the robot to move all around the workpiece and blast clean it from all sides. The robot arm is moving along a vertical beam allowing blasting at the top and bottom of the workpiece. The simple design of the B20LW makes it easy to maintain and very reliable.

The dimensions of the B20LW are always customized to match the size of the blast room and to meet the requirements of the workpiece. The small size of the robot makes it ideal for narrow blast rooms, that cannot house a larger traditional blasting robot.

Blastman B20LW robot applications include: railway rolling stock, all kinds of steel structures and castings.

TRANSFER CARS

TECHNICAL

		Range /m/°	Max. Speed	Type
Axis 1	Longitudinal	3 - 100 m	0,3 m/s	Lin.
Axis 2	Rotation (optional)		20°/s	Rot.

OPERATION MODES

Manual by push buttons
External outside the blast room

OPERATIONAL PARAM.

Max load / unit	60 t
Max load / pair	120t

TECHNICAL

Voltage	380-500V 50/60Hz
Contr. voltage	24 VDC
Sealing *	IP65
Assembly	On the rails
Weight **	

*Appl. to electrics in the blast room

** Depends on load





OPTIONS

CONTROL

- Electrical drives
- Hydraulic drives
- Wireless control
- Positioning
- Linked into line automation

OTHER

- Rails for the transfer car robot
- Warranty extension
- Installation services



NOTE: We reserve right to make technical changes or modify the content of this document without prior notice. With regard to purchase orders, the agreed particulars shall prevail. Blastman does not accept any responsibility whatsoever for potential error or possible lack of information in this document.



BLASTMAN TRANSFER CARS FOR BLAST ROOM

BUILT FOR BLASTING

In order to serve our customers with their blasting applications we have developed supporting machines and systems for blast rooms. It is often quite a challenge to move objects into a blast room and cleaned objects out from a blast room - we have therefore developed a product family of transfer cars for different loads. Blastman Transfer Cars operate

reliably and accurately even if the object is standing on the car during the blasting process.

One our most popular models has been the adjustable pair of transfer cars, which can be adjusted according to the dimensions of the work piece.



**BLASTONE INTERNATIONAL (AUST)
PTY LTD**

57 Alexandra Place Murarrie
Queensland 4172 Australia
PO Box 3385 Tingalpa DC
Queensland 4172 Australia

Toll Free 1800 190 190
Tel (07) 3329 5000
Fax (07) 3329 5066
Email sales.au@blastone.com
www.BlastOne.com

AUSTRALIAN OFFICES

Adelaide | Brisbane | Darwin |
Mackay | Melbourne | Perth | Sydney

BLASTONE INTERNATIONAL

4510 Bridgeway Avenue
Columbus Ohio 43219 USA
Toll Free 800 999 1881
Tel (614) 476 3000
Fax (614) 476 3002
Email sales@blastone.com
www.BlastOne.com

NORTH AMERICAN OFFICES

Chicago | Columbus |
Los Angeles | Minneapolis